

4

3

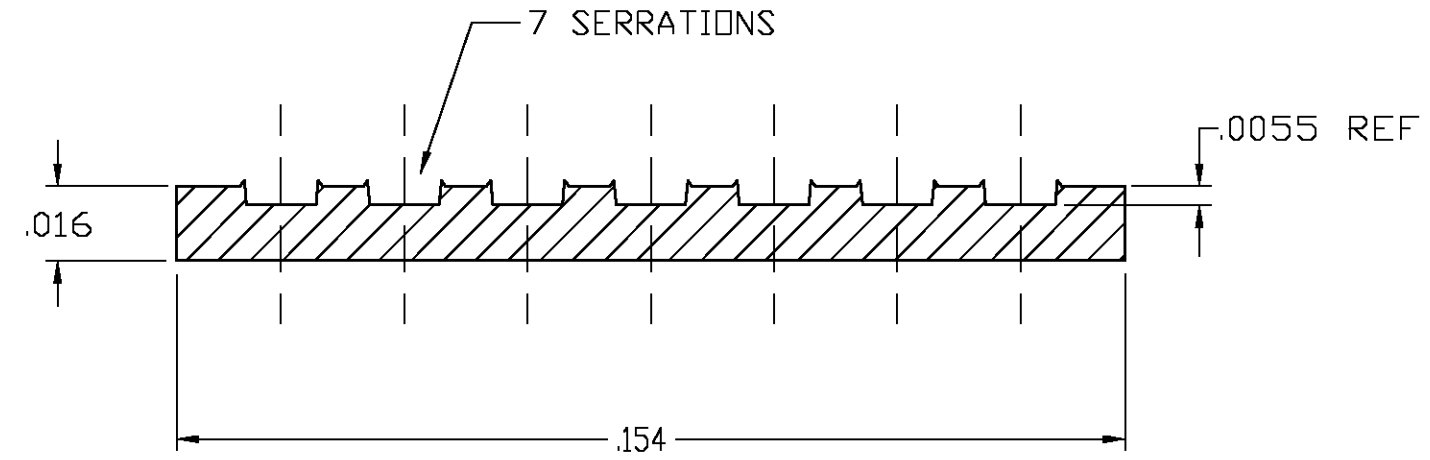
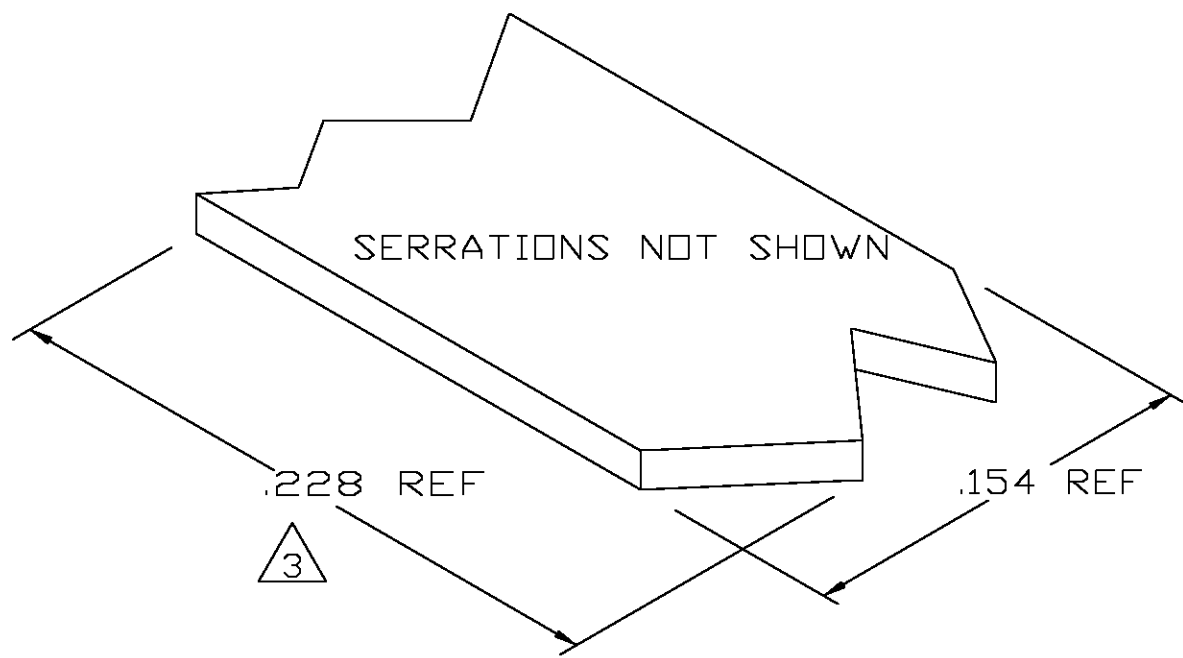
2

1

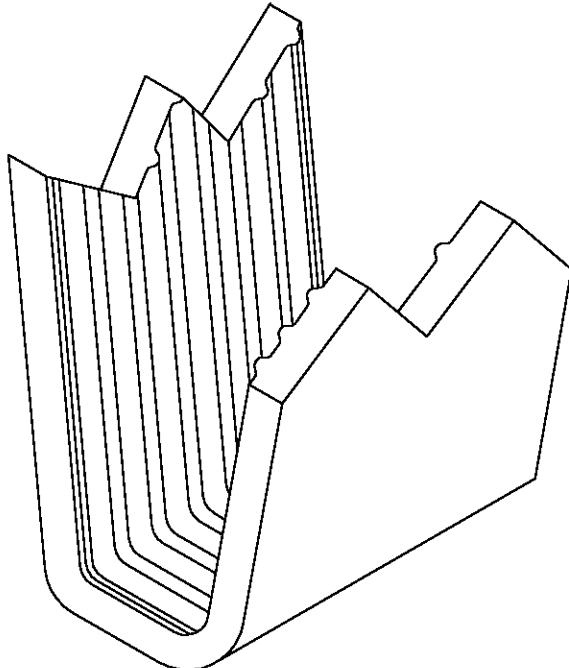
THIS DRAWING IS UNPUBLISHED. RELEASED FOR PUBLICATION
 © COPYRIGHT BY TYCO ELECTRONICS CORPORATION. ALL RIGHTS RESERVED.

LOC	DIST	REVISIONS					
		P	LTR	DESCRIPTION	DATE	DWN	APVD
AF	50		0	TRANSFERED TO TYCO FORMAT	31MAR03	MF	EH

- 1 CRIMPBAND MATERIAL PROVIDED IN CONTINUOUS STRIP.
 - 2 REFERENCE DESCRIPTIVE PART NUMBER P032/0366R16TB.
- △3 BLANK LENGTH DETERMINED BY 032/036 TOOLSET.



TYP. CROSS SECTION



PARTIAL FORMED VIEW (REF)
FORMED BY APPLICATION TOOLING

1601793-1
PART NUMBER

THIS DRAWING IS A CONTROLLED DOCUMENT.		DWN MICHAEL S. FEHER 31MAR2003	Tyco Electronics Corporation Harrisburg, PA 17105-3608	
DIMENSIONS: INCHES		CHK EDWARD HOWARD 31MAR2003	NAME -	
TOLERANCES UNLESS OTHERWISE SPECIFIED:		APVD EDWARD HOWARD 31MAR2003	PRODUCT SPEC -	
0 PLC ± -		APPLICATION SPEC -		
1 PLC ± -		SIZE A3		
2 PLC ± -		CAGE CODE 00779		
3 PLC ± .005		DRAWING NO 1601793		
4 PLC ± -		RESTRICTED TO -		
ANGLES ± -		WEIGHT -		
MATERIAL UNS C26000 BRASS		CUSTOMER DRAWING		
FINISH TIN		SCALE 1:1		
		SHEET 1 OF 1		
		REV 0		